




YEAR: 4		TERM: Spring		THEMATIC TITLE: Arrivals and Departures				DATES: 4/1/24 – 22/3/24							
Motivation Organisation Collaboration		PEDAGOGICAL APPROACHES Identify the approaches to be used and how these address the learning needs of your cohort.  Group work – collaboration in small groups, listen and share ideas. Make lists to organise your thoughts. Lots of short burst, quality writing to raise writing levels.													
	Week 1	Week 2	Week 3	Week 4	Week 5	Week 6	Week 7	Week 8	Week 9	Week 10	Week 11	Week 12	Week 13	Week 14	
ENGLISH	Book: A Walk In Paris Writing Focus: Setting Description of a part of Paris from a picture 			Book: The Lost Happy Endings Writing Focus: Write a narrative based on a fairy tale 			Book: Writing Focus: Explanation text on why the Romans left Britain			Book: Beowulf Writing Focus: Write a myth/legend based on the story 					
HISTORY  Question							Enquiry Question: What happened to Britain when the Romans left?  1) Explain why the Romans left Britain and talk about why the Angles, Saxons and Jutes came to Britannia.  2) Explain the significance of the Anglo-Saxon chronicles.  3) Describe the Kingdoms and leaders of Anglo-Saxon Britain and talk about the change in religious beliefs and the importance of the St Augustine and the Venerable Bede.  4) Explain why Sutton Hoo was an important discovery and explain what the Staffordshire Hoard shows us about Anglo-Saxon craftsmanship.								

YEAR: 4		TERM: Spring		THEMATIC TITLE: Arrivals and Departures				DATES: 4/1/24 – 22/3/24							
GEOGRAPHY  <i>Question</i>		Enquiry Question: What could I do for 48 hours in Paris?  1) Find Paris on maps, interpret a variety of tourist maps and talk about human and physical features of Paris. 2) Talk about the River Seine; talk about how land is used in Paris; talk about the main tourist attractions in Paris. 3) Talk about the areas of the city; talk about how people make money in Paris 4) Use compass directions to say where places are.													
	Week 1	Week 2	Week 3	Week 4	Week 5	Week 6	Week 7	Week 8	Week 9	Week 10	Week 11	Week 12	Week 13	Week 14	
SCIENCE  <i>Question</i>						Animals Including Humans  1) Identify and describe the functions of different types of teeth; how to care for your teeth 2) Compare human teeth with those of other animals; identify, name and order main parts of the digestive system. 3) identify, name and order main parts of the digestive system; describe the function of each part of the digestive system 4) Describe the function of each part of the digestive system on a labelled diagram - assess									
WIDER CURRICULUM  <i>Subjects</i>		RE – How and why do believers show their commitment during the journey of life?		Art: Painting – make an Eid card with a still life picture  Stitching – design and make a clan badge for Saxons		DT		French		Music					

YEAR: 4		TERM: Spring		THEMATIC TITLE: Arrivals and Departures				DATES: 4/1/24 – 22/3/24					
VISIT/VISITOR/ OUTCOME					Dentist/dental hygienist on how to look after teeth								